



KSVTM



** Shown with optional equipment*



America's #1 Selling Service Body



Features and Specifications

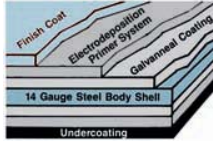


- Large 4.5' by 10' plus cargo Area with 30" high sides and standard tie-down tracks provide approximately 40% more capacity than similar chassis applications.



- High capacity material rack holds items up to 20' long and features removable cross bars for the loading and unloading of tall cargo.

- Rugged 14-gauge two-sided A-40 galvanized steel body shell. With Knapheide's exclusive six-year warranty.



- Complete undercoating provides extra protection from corrosion and road debris.



- Exclusive "Return Flange" floor design provides support for side compartments, adds floor strength, and eliminates rust-prone exposed seam between floor and side compartments.



- Double spring over center door closures on all vertical doors, keeps door in positive open or closed position.




- Overall vehicle features a narrow footprint for excellent maneuverability. KSV also features approximately 40% more outside compartment storage than similar size chassis applications.



- Cargo loading height is 3"-5" lower than many similar chassis applications decreasing the possibility for lifting injuries.



- Master Locking System secures side compartments with a padlock in one easy motion AND acts as a visual theft deterrent.



- Exclusive thick automotive bulb-type neoprene door seals protect compartment contents from weather.




- interior light guards provide protection for optional recessed lighting and wiring package.



• Exclusive adjustable "Security Ring" strikers provide strength, security and a weather tight seal throughout the life of the body.



• Exclusive all stainless steel continuous hinge provides superior corrosion protection, full length support for the doors and pry-proof security with a built-in weather shield. Hinge is supported with Knapheide's exclusive six-year warranty.



• Double-shell, 20-gauge, two-sided A-40 galvalume steel hat section reinforced doors for durability and long life.



Shown with optional equipment



• 250 lb. capacity adjustable divider shelves made of spangled galvanized steel. Limited quantity of dividers furnished standard. Divider slots on 4" centers. With Knapheide's exclusive six-year warranty.



FRONT

• Stainless steel paddle activated, rotary-style latches close easily and stay closed. Individually lockable bolt-on latches can be removed for repair or replacement. With Knapheide's exclusive six-year warranty.



BACK

• Interior cover secures the latch to the door and protects latch mechanisms from being damaged.

Specifications

Chassis: T/CG33503

CA: 80"


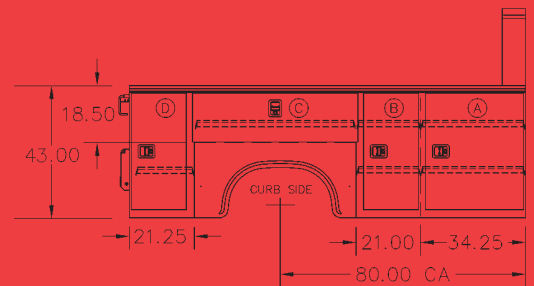
Body Length: 129.25"

Body Weight: 1,741 lbs

Floor Width: 54"

Compartment Depth: 14.5"

Payload: 3,734 lbs¹



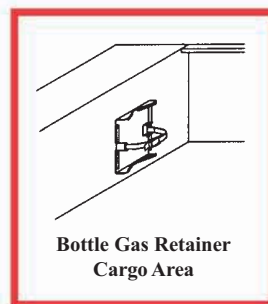
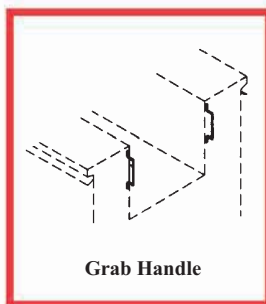
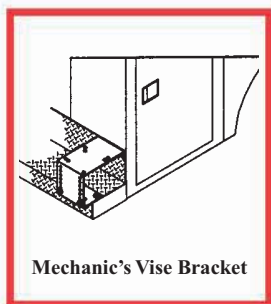
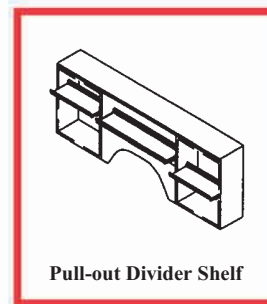
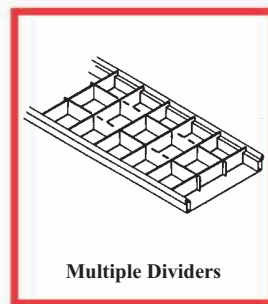

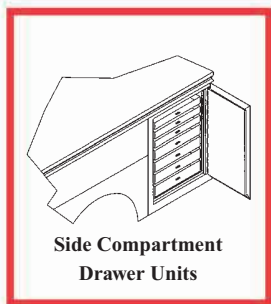

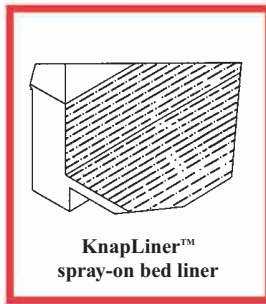

6 Year Limited Warranty

- ▶ No rust through
- ▶ Door hinges will not fail or come off the body
- ▶ Latches and lock cylinders will not fail to operate.
- ▶ Shelves will not bend under max. load of 250 lb.

Defects from workmanship and/or material not specified above are covered with a one (1) year warranty.

¹ Final payload calculation subject to chassis and body options.

Popular Options



Because Rust Never Sleeps

When you buy quality Knapheide products, rust shouldn't be a worry. To provide the best protection against rust, we installed K-Coat, our state-of-the-art, custom-designed electrocoating prime paint system. K-Coat bonds paint to steel by an electroplating process, to give you better corrosion protection than spraying. Complete immersion in K-Coat results in a prime coat that provides excellent chemical and solvent resistance. Our K-Coat system is the best electrocoat prime paint system in the industry. Because rust never sleeps. And because you should never worry about the quality of your Knapheide product.



The Knapheide Manufacturing Company
1848 Westphalia Strasse
Quincy, IL 62305

(217) 222-7131

www.knapheide.com

knapheide@knapheide.com

L67 G 1108 B



SINCE 1848

Copyright © 2008
The Knapheide Manufacturing Company

For more information:



Specifications subject to change without notice.