


KNAPHEIDE
SINCE 1848



FORD
**ALUMINUM
GOOSENECK BODIES**

KNAPHEIDE ALUMINUM GOOSENECK BODIES

Versatility with storage solutions to meet every need, Knapheide Gooseneck Bodies are an easy choice. Rugged construction, enhanced styling and secure storage give you a body that can haul it all.



AEROSPACE TECHNOLOGY ASSEMBLY

Assembled entirely from Grade 5 hardware and structural rivets that are coated specifically not to corrode with aluminum materials.

ALUMINUM GOOSENECK BODIES

The Knapheide Aluminum Gooseneck features aerospace technology assembly utilizing military-grade aluminum extrusions. What does this mean? This means a rugged work body that is 40 percent lighter than steel to provide more payload for the haul. With a gooseneck hitch system rated at 30,000 lbs. you can rest assured that this aluminum flatbed can handle your heaviest of loads. The aluminum construction gives you better protection against corrosion ensuring your aluminum truck bed will last for years to come.

POPULAR VOCATIONS



CONSTRUCTION



AGRICULTURE



LANDSCAPING



OIL/MINING/GAS

A. 40% LIGHTER THAN STEEL
composed of Military-grade aluminum extrusions and Marine-grade aluminum sheeting, returning payload back to the operator

B. CONTOURED BULKHEAD
with stylized screened window provides maximum visibility and safety

C. MILITARY-GRADE ALUMINUM EXTRUDED PLANKS
perform double-duty, providing exceptional styling and strength for the floor, as well as unmatched structural strength as the cross sills

D. SIDE RAILS
are extruded Military-grade aluminum channel with a tapered edge, providing protection to the floor planks and allowing for cargo and product to be loaded and unloaded without damage

E. MILITARY-GRADE ALUMINUM RUB RAILS
external 3/8" thick rub rails installed on both sides of DRW bodies

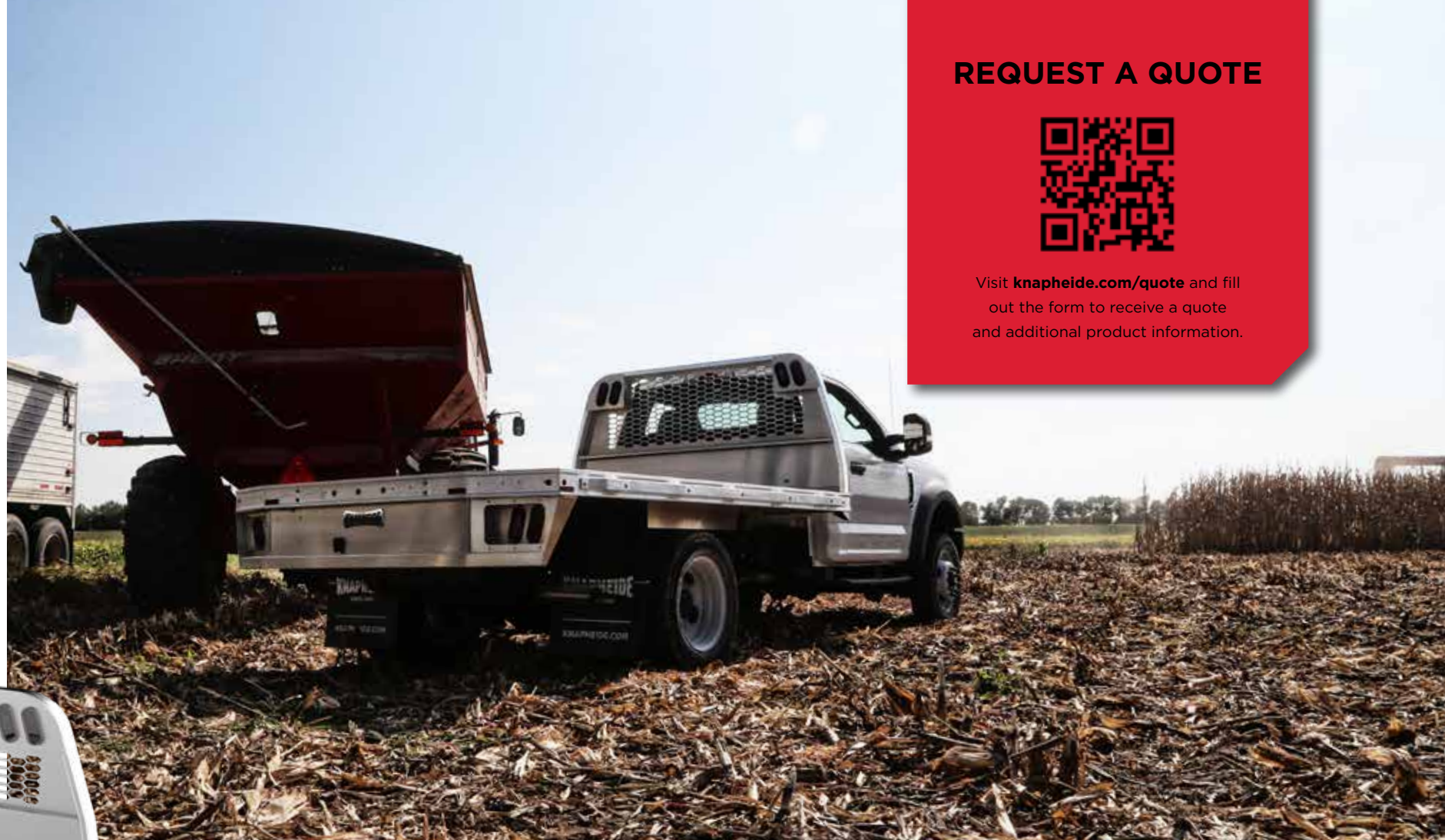
F. REINFORCED STAKE POCKETS
are sized to accept 2"x4" lumber as well as Knapheide side options

G. ALL LED CLEARANCE AND MARKER LIGHTS
for visibility and added safety

H. INTEGRATED OVAL B/U AND S/T/T LED LIGHTS
on bulkhead and rear skirt

I. GOOSENECK HITCH
B&W Turnoverball® gooseneck hitch rated at 30,000 lbs. gross trailer weight and 7,500 lbs. tongue weight. Includes safety chain attachment points that are recessed in the floor

J. 7-WAY TRAILER PLUG
located in rear skirt



REQUEST A QUOTE



Visit knapheide.com/quote and fill out the form to receive a quote and additional product information.

MODEL OPTIONS

AL-PGTB

MODEL	LENGTH	WIDTH	WEIGHT	APPLICATION	LONG SILL SPACING
AL-PGTB-738-F	7'3"	84"	474 lb.	40" SRW	38"
AL-PGTB-868-F	8'6"	84"	518 lb.	56" SRW	38"
AL-PGTB-86-F	8'6"	96"	551 lb.	56" DRW	38"
AL-PGTB-968	9'6"	84"	558 lb.	60" SRW	34"
AL-PGTB-96	9'6"	96"	594 lb.	60" DRW	34"
AL-PGTB-116	11'6"	96"	670 lb.	84" DRW	34"

*A rear hitch will need to be ordered separately or with the chassis.


FEATURES NOT SHOWN

INTEGRATED UNDER BODY TIE DOWNS
provides reinforced location for attaching cargo tie down straps

INTEGRATED DRIVER'S SIDE FUEL FILL
location depends on bed length and tank location

LONG SILLS
are an extruded aluminum structural channel

POPULAR OPTIONS



COMMITMENT TO CORROSION RESISTANCE

Aluminum bodies are naturally corrosion resistant. Where steel fasteners are used, those fasteners are coated with "EcoGuard" to eliminate the interaction between the steel and aluminum.

The aluminum assembly method both allow us to create products with the highest level of corrosion resistance available.



FOLLOW US
LIKE US
TAG US



**TEN YEAR,
LIMITED TIME
WARRANTY**



**NO RUST
THROUGH**

**THREE YEAR,
LIMITED TIME
WARRANTY**



**FREE FROM
DEFECTS IN
WORKMANSHIP**



**FREE FROM
DEFECTS IN
MATERIALS**

TO LEARN MORE VISIT
www.knapheide.com/warranty



NEVER SETTLE

If you are going to be a leader, it takes more than building a high-quality product. It means never being totally satisfied with that product, no matter how high quality it may be. It requires constant vigilance and a willingness to take a chance on something new. And it means exceeding expectations every time. As the industry changes, one thing never will—our commitment to making customers like you as productive and efficient as possible. We know you don't settle, and we don't either. That's why we want you never to settle for anything less than Knapheide on the back of your truck.

KNAPHEIDE. NEVER SETTLE.



The Knapheide Manufacturing Company
1848 Westphalia Strasse | Quincy, IL 62305
217-222-7131
www.knapheide.com